

1SS174

Silicon Schottky Barrier Diode for

UHF TV Tuner Mixer, Various Detector, High speed switching

HITACHI

Rev. 0
Oct. 1995

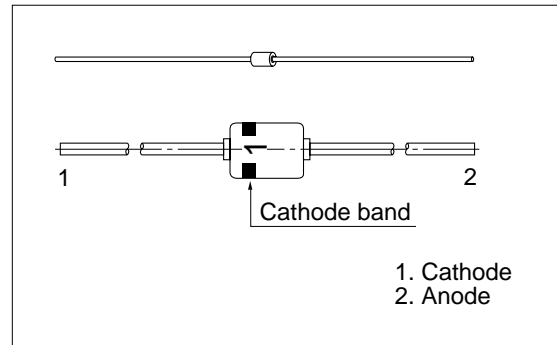
Features

- Low capacitance. (C=1.2pF max)
- Small glass package (MHD) enables easy mounting and high reliability.

Ordering Information

Type No.	Cathode band	Mark	Package Code
1SS174	Green	1	MHD

Outline



Absolute Maximum Ratings (Ta = 25°C)

Item	Symbol	Value	Unit
Reverse voltage	V_R	3	V
Average forward current	I_o	30	mA
Power dissipation	P_d	150	mW
Junction temperature	T_j	100	°C
Storage temperature	T_{stg}	-55 to +100	°C

Electrical Characteristics (Ta = 25°C)

Item	Symbol	Min	Typ	Max	Unit	Test Condition
Forward current	I_F	35	—	—	mA	$V_F = 0.5 V$
Reverse voltage	V_R	3	—	—	V	$I_R = 1 mA$
Reverse current	I_R	—	—	50	μA	$V_R = 0.5 V$
Capacitance	C	—	—	1.2	pF	$V_R = 0.5 V, f = 1 MHz$
ESD-Capability	—	30	—	—	V	*C=200pF, Both forward and reverse direction 1 pulse.

* Failure criterion ; $I_R \geq 50\mu A$

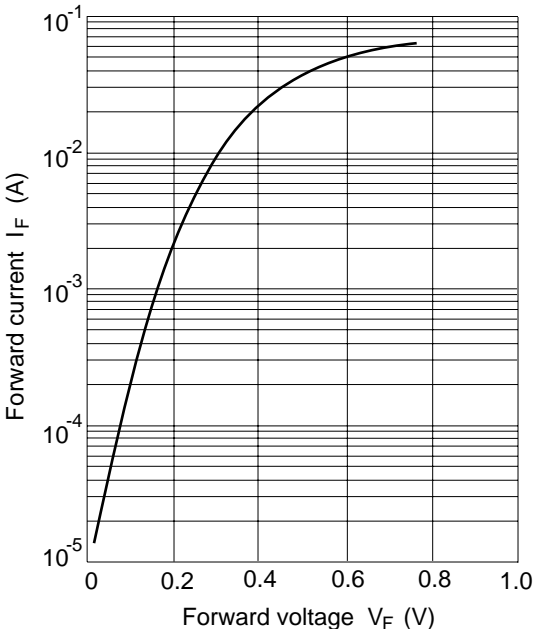


Fig.1 Forward current Vs. Forward voltage

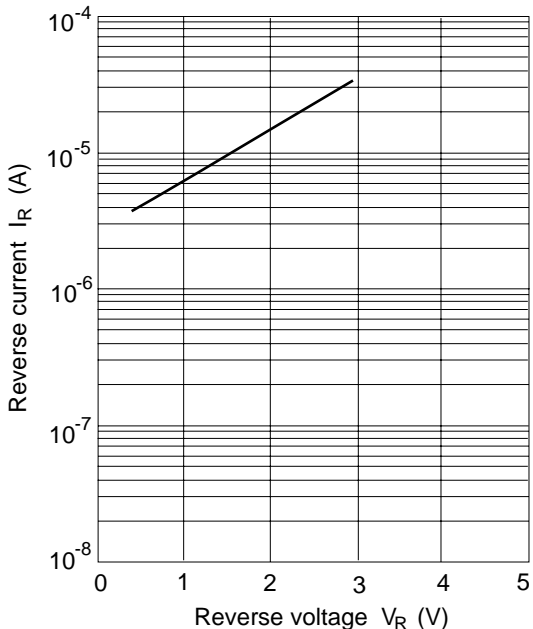


Fig.2 Reverse current Vs. Reverse voltage

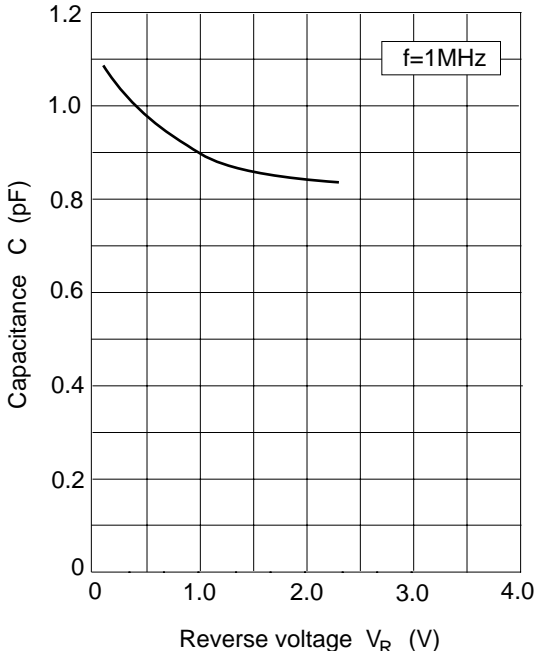
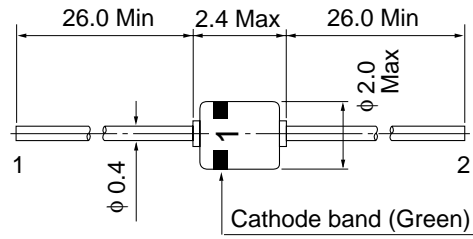


Fig.3 Capacitance Vs. Reverse voltage

Package Dimensions

Unit: mm



1 Cathode
2 Anode

HITACHI Code	MHD
JEDEC Code	DO-34
EIAJ Code	—
Weight (g)	0.084